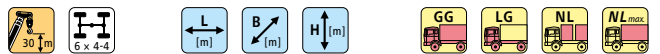
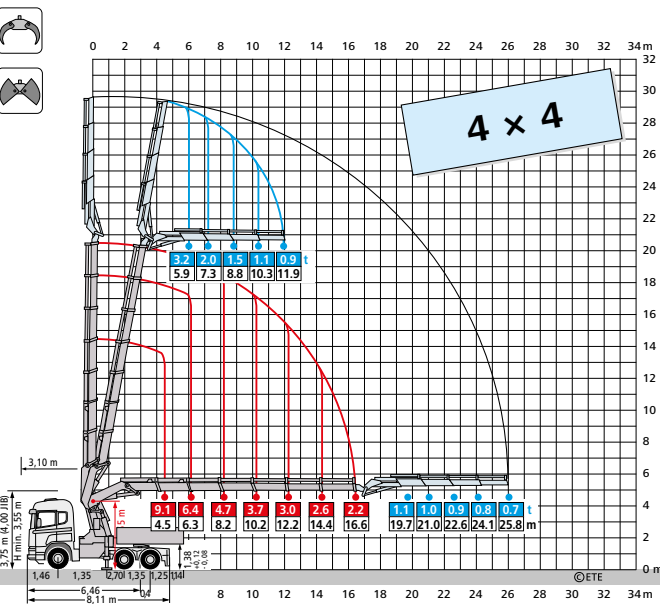


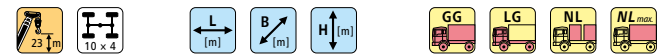
51 mt – Scania G490 841



	4,80 × 2,48 × 2,65	26,0 – 21,5 = 4,5 t
	4,80 + 6,28 × 2,47 × 3,10	40,0 – 26,1 = 13,9 / 17,9 t
	11,72 × 2,55 × 3,07	40,0 – 30,5 = 9,5 / 19,5 t
	12,60 × 2,48 × 2,56	40,0 – 24,7 = 15,3 / 19,3 t



51 mt – Scania G540 671



	6,46 × 2,47 × 2,81	40,0 – 23,4 = 16,6 t
	6,30 × 2,48 × 3,04	18,0 – 4,3 = 13,7 t
	6,46 + 6,30 × 2,47 × 2,81 / 3,04	40,0 – 27,7 = 12,3 t

