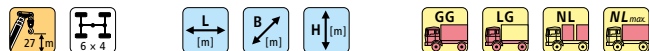


### 36 mt – Scania G490

384, 676, 668

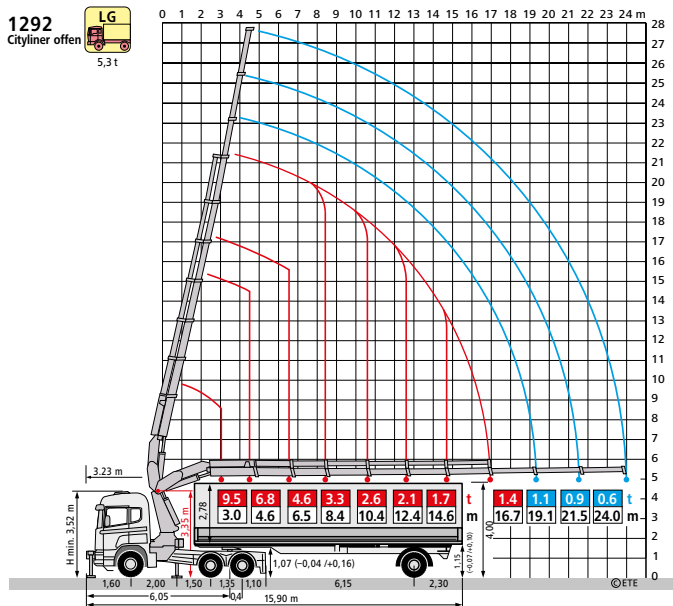


|  |                              |                             |
|--|------------------------------|-----------------------------|
|  | 3,80 × 2,48 × 2,90           | 26,0 – 17,8 = 8,2 t         |
|  | 3,80+7,35 × 2,48 × 2,90/3,06 | 40,0 – 24,5 = 15,5 / 37,5 t |
|  | 3,56+7,20 × 2,55 × 2,70/3,11 | 40,0 – 25,4 = 14,6 / 27,6 t |
|  | 11,00 × 2,48 × 2,83          | 36,0 – 23,5 = 12,5 t        |



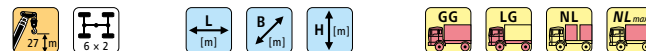
**1292**  
Cityliner offen

5,3t



### 36 mt – Scania G490

386



|  |                              |                             |
|--|------------------------------|-----------------------------|
|  | 3,80 × 2,48 × 2,90           | 26,0 – 17,8 = 8,2 t         |
|  | 3,80+7,30 × 2,48 × 2,90/3,03 | 40,0 – 21,9 = 18,1 t        |
|  | 3,56+7,20 × 2,55 × 2,70/3,11 | 40,0 – 25,4 = 14,6 / 20,6 t |
|  | 11,00 × 2,48 × 2,83          | 36,0 – 23,5 = 12,5 t        |

