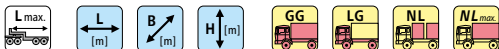
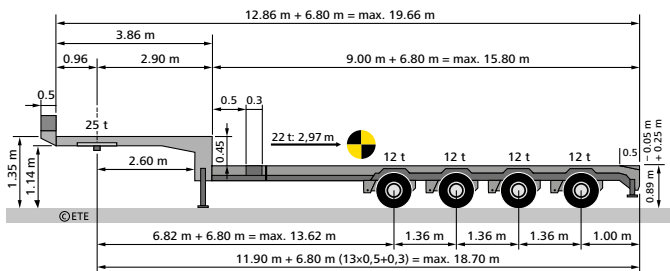


**DOLL panther S4E 1375**




22 m 15,80 x 2,55 x 3,11 14,0 t 59,0 t

368 22 m 15,80 x 2,55 x 3,11 40,0 - 24,2 = 15,8 / 55,8 t



**FAYMONVILLE 1354 / 1705 / 1347+, 1699+, 1702+, 1370+**



1705/1354 22 m 15,80 x 2,54 x 3,14 13,5 t 59,5 t

605 1705 22 m 15,80 x 2,54 x 3,14 40,0 - 23,3 = 16,7 / 53,7 t

1347+ 22 m 15,80 x 2,54 x 3,15 14,2 t 58,8 t

371 1347+ 22 m 15,80 x 2,54 x 3,15 40,0 - 24,4 = 15,6 / 55,6 t

606 1702+ 22 m 15,80 x 2,54 x 3,15 40,0 - 24,0 = 16,0 / 53,8 t

