
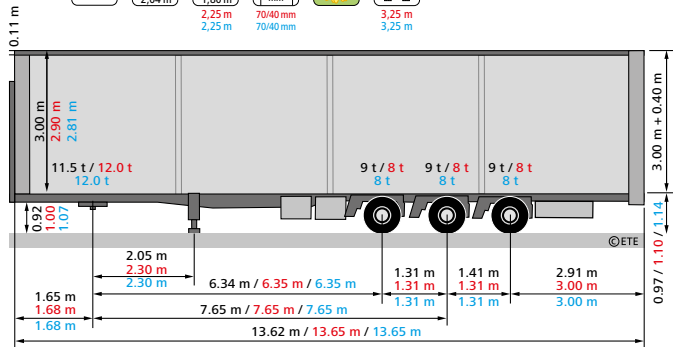
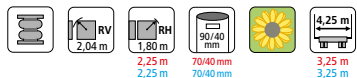


AUFLIEGER CURTAINSIDER 1048, 1127 / 1043 / 1046



	13,62 x 2,48-4,00 x 3,00	40,0 - 16,7 = 23,3 / 29,3 t
	13,65 x 2,48-3,10 x 2,90	40,0 - 19,9 = 25,1 / 29,1 t
	13,65 x 2,48-3,10 x 2,81	40,0 - 14,0 = 26,0 / 32,0 t



DINKEL DSAM 42000 1350



	13,62 x 2,48-4,00 x 2,96-3,20	8,6 t	33,4 t
	13,62 x 2,48-4,00 x 2,96-3,20	40,0 - 16,9 = 23,1 / 29,1 t	

